

**Let's pave the way for
learning and move forward...**

Standard 9

SOCIAL SCIENCE



SCERT KERALA THIRUVANANTHAPURAM

Dear Students

The evaluation of the answer scripts of the First Terminal Examination 2022 and the classroom experiences shared by the teachers concerned, have brought to light the fact that our children have suffered some serious learning gap due to the non- availability of proper learning experiences as a result of the unprecedented situation created by the Covid Pandemic from 2019 to 2022. An activity book has been designed to assist children internalize the concepts which they ought to have mastered in the previous classes and with the intention to facilitate further learning. Necessary explanations and activities are included in the booklet to help children bridge the gap. It is hoped that this package will facilitate the learners for self- study or for studying with the help of their teachers and I wish them success in their endeavours to move forward with confidence.

**Director
SCERT , Kerala**

Social science I

UNIT 1

MEDIEVAL WORLD: CENTRES OF POWER

Activity 1

Class 6- Unit 8 – Medieval World

Learning Outcome

- Explain the major features of Feudal system.

Class 9- Unit 1 Medieval world centres of power

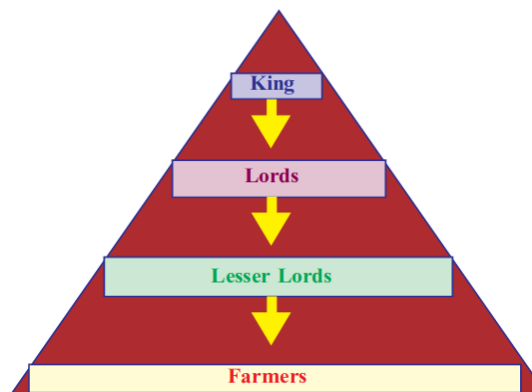
Learning Outcome

- Analyses the major centres of power in the world from 5th century to 15th century CE.

Concept

- Feudalism

- Observe the diagram that illustrates the structure of the Medieval European society.



- Analyse the diagram and prepare notes.

Activity 2

- Find out and write the causes that lead to the decline of feudalism.

- The Crusades
-
-
-
-
-

UNIT 2 EAST AND WEST: ERA OF EXCHANGES

Activity 1

Class 6- Unit 8 -Medieval World

Learning outcome

- To explain the scenario that lead to the emergence of cities in Medieval Europe.

Class 9- Unit 2 Medieval world centres of power

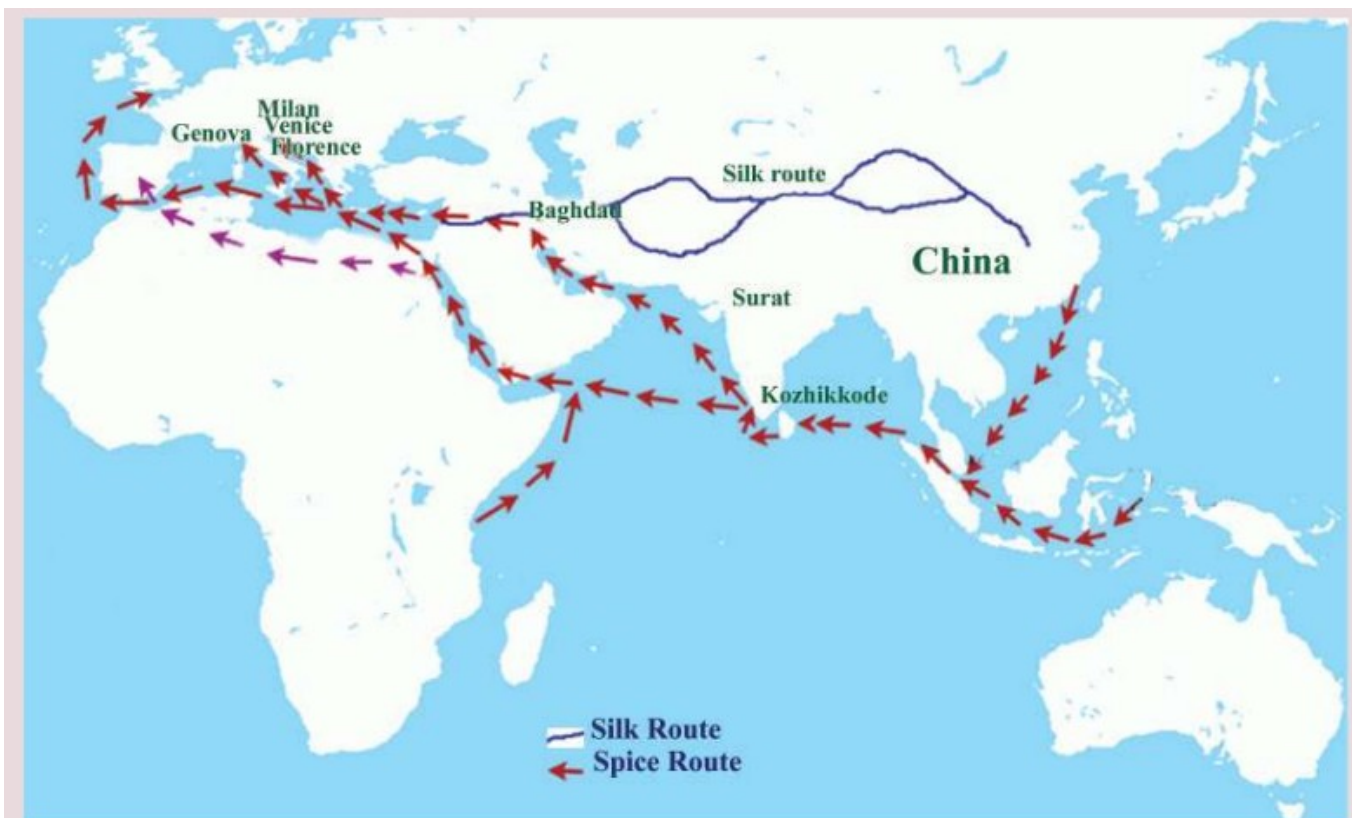
Learning outcomes

- Identifies the trade relations and trade routes that connected the East and West.
- Analyses the changes in the field of art in different parts of the world during the Medieval period.

Concept

- Trade in the Medieval Ages, Emergence of cities, Guild system, Architecture.

A. Two major trade routes of the medieval period are given below. Observe the trade routes and list out the important cities of Medieval Asia.



Map showing the Silk Route and the Spice Route.

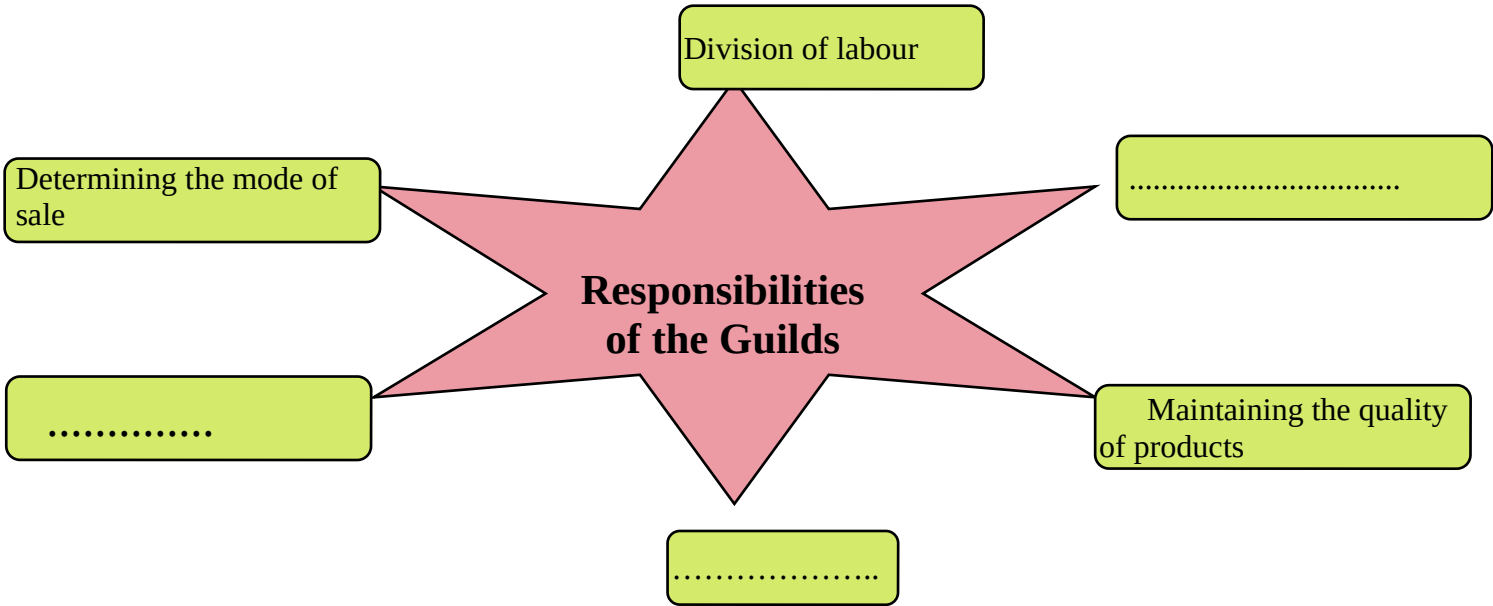
- Damascus
-
-
-

Activity 2

Concept

- Guilds
 - The Guilds were associations of experts in different occupational sectors.

Complete the word web given below.



Activity – 3

Learning outcome

- ✓ Analyses the progress achieved in the fields of science and education in Europe, Central Asia, China.
- The Arabs were the inventors of the subjects like Algebra and optics. Find and list out the other contributions of the Arabs.

-
-
-
-


Activity - 4

- Complete the worksheet related to the universities that were established for the educational progress during the Medieval Age.

University	Country
<ul style="list-style-type: none">• Cordova•••	<ul style="list-style-type: none">• Spain•••

Activity - 5

The following pictures that indicates the advancement in architecture of the Medieval Ages. Identify the style of architecture corresponding to each picture.



<ul style="list-style-type: none">•••

Activity - 6

Complete the worksheet related Medieval authors and their literary works.

Authors	Literary works
Kalhana
.....	The Rubaiyyat
Al Firdausi
.	Geethagovindam

UNIT 3 INDIAN CONSTITUTION: RIGHTS AND DUTIES

Activity 1

Class 7 Unit 10 Our Constitution

Learning Outcomes

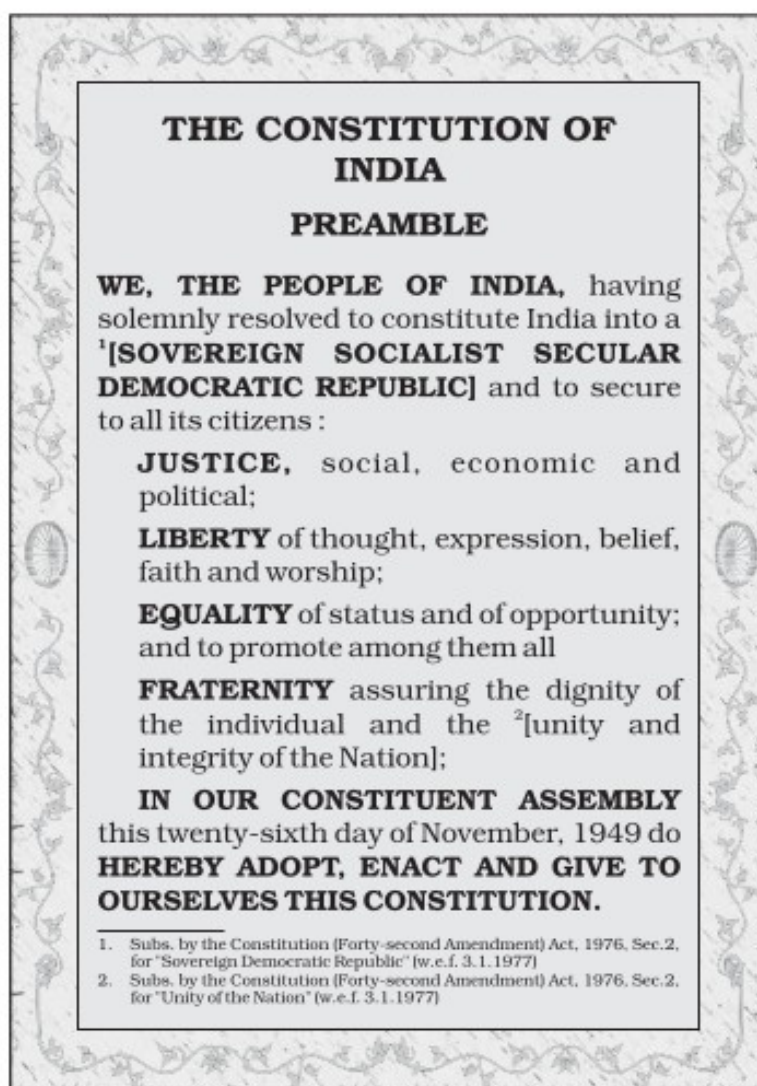
- The concept of the constitution is explained.
- The preamble of the constitution, fundamental rights are analysed.

UNIT : 3 INDIAN CONSTITUTION: RIGHTS AND DUTIES

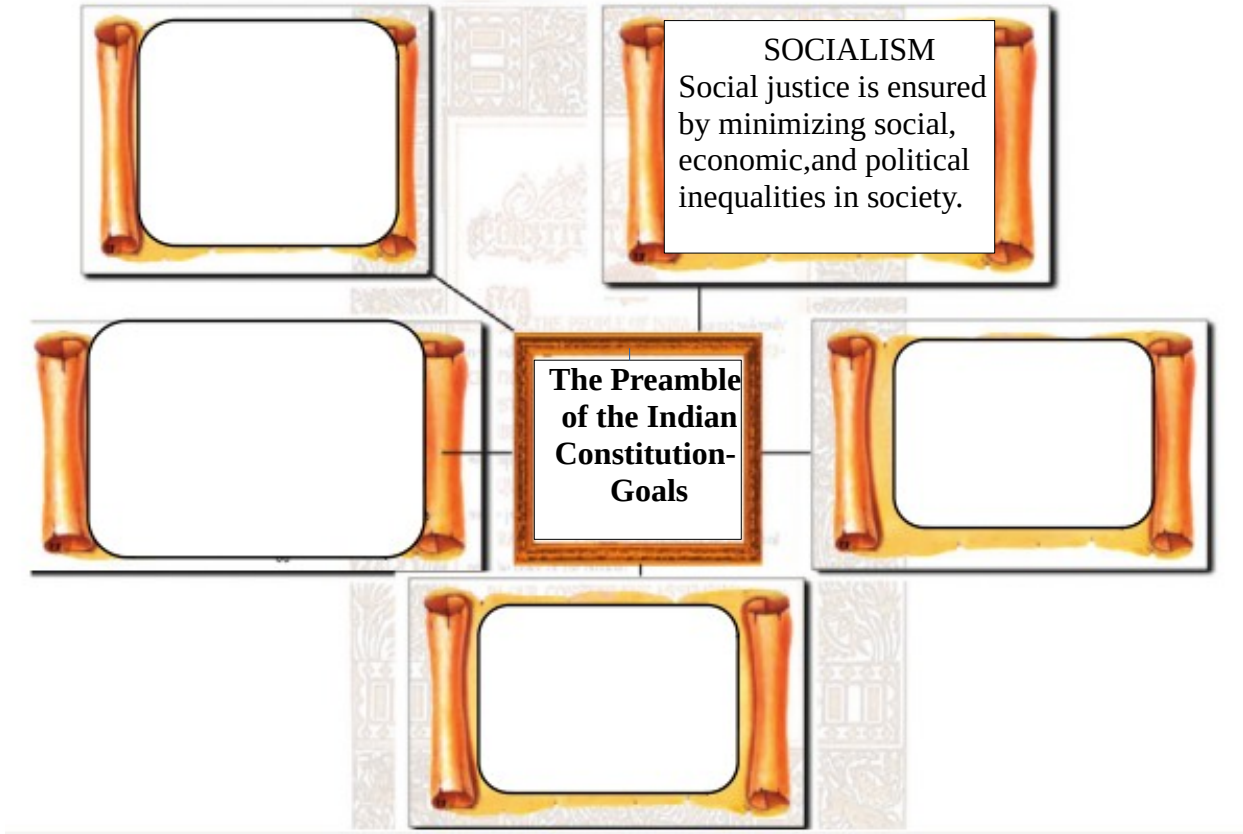
Learning Outcome

- Lists the Fundamental Rights.

PREAMBLE OF THE CONSTITUTION



- Complete the diagram showing the basic goals mentioned in the Preamble of the constitution.



Activity 2

Complete the chart related to Fundamental rights.

- Cultural and educational rights.
-
-
-
-
-

Activity 3

- Arrange the following into Fundamental duties and Directive principles of the state policy.

- To abide by the Constitution and respect its ideals and institutions, the National Flag and the National Anthem.
- Equal pay for equal work to both men and women.
- Ensuring international peace and security.
- To uphold and protect the sovereignty, unity and integrity of India.
- To value and preserve the rich heritage of our composite culture.
- Free legal aid.

Fundamental Duties	Directive principles of state policy

Social science II

UNIT 1 SUN: THE ULTIMATE SOURCE

Activity 1

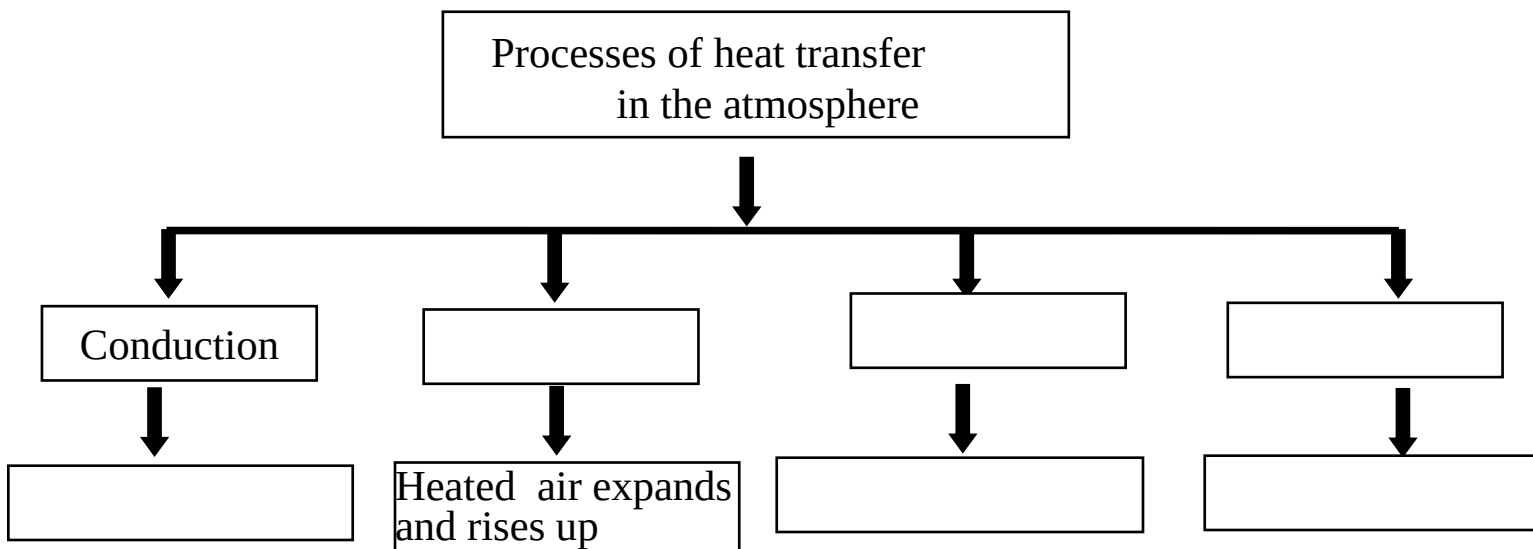
Learning outcome

- ➔ Explains the processes of heat transfer in the atmosphere.

Concepts

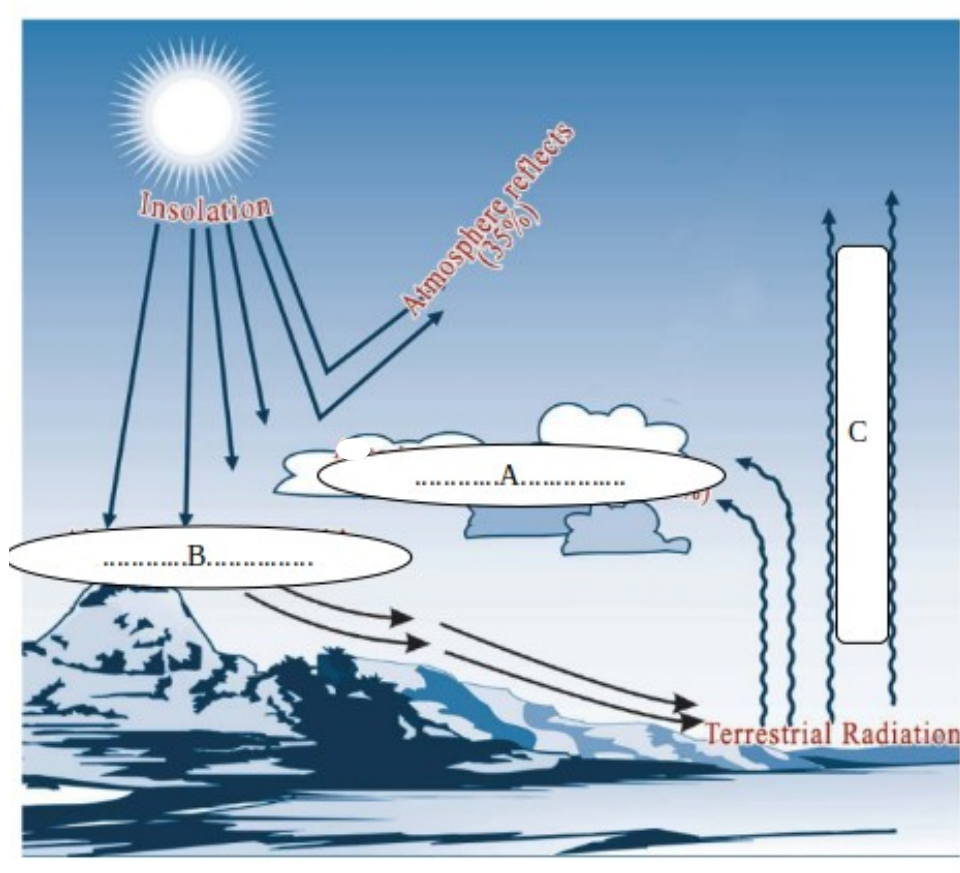
- ◆ Solar radiation
- ◆ Terrestrial radiation
- ◆ Convection
- ◆ Advection
- ◆ Heat balance (Heat budget)

- Complete the flowchart given below which indicates the processes of heat transfer in the atmosphere



Activity 2

Analyse the picture and complete the columns.



Activity 3

Learning Outcome

- Calculates the daily mean temperature and diurnal range of temperature using maximum temperature and minimum temperature.

Concepts

Temperature

- ✓ Highest temperature
- ✓ Lowest temperature
- ✓ Diurnal range of temperature.
- ✓ Daily mean temperature

■ Examine the table showing the temperature related data of some cities in India. Complete the worksheet.

City	Maximum temperature	Minimum temperature	Diurnal range of temperature	Daily mean temperature
Chennai	29°C	23°C		
Kolkata	29°C	18°C		
Kochi	29°C	20°C		
Hyderabad	29°C	15°C		
Srinagar	12°C	2°C		

Activity 4

Learning Outcome

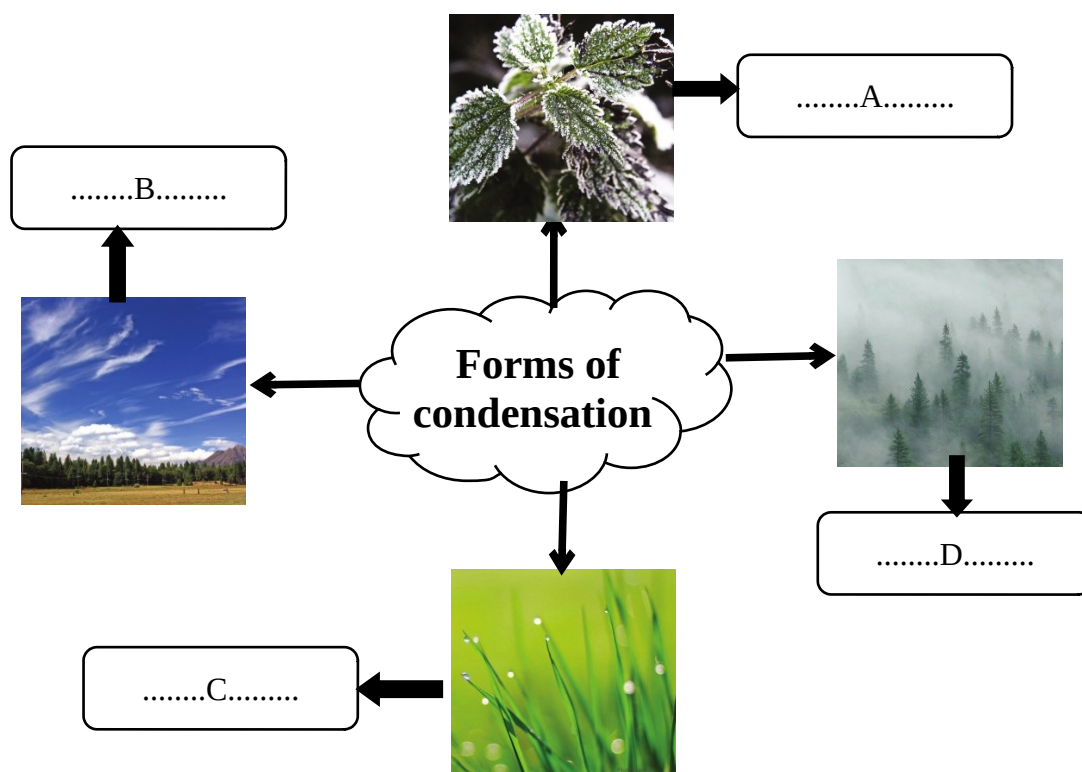
- Explains the reasons for the different forms of of condensation.

Concepts

Different forms of condensation.

- Dew
- Mist
- Frost
- Clouds

- Identify the pictures and write about the various forms of condensation.



Activity 5

Learning Outcome

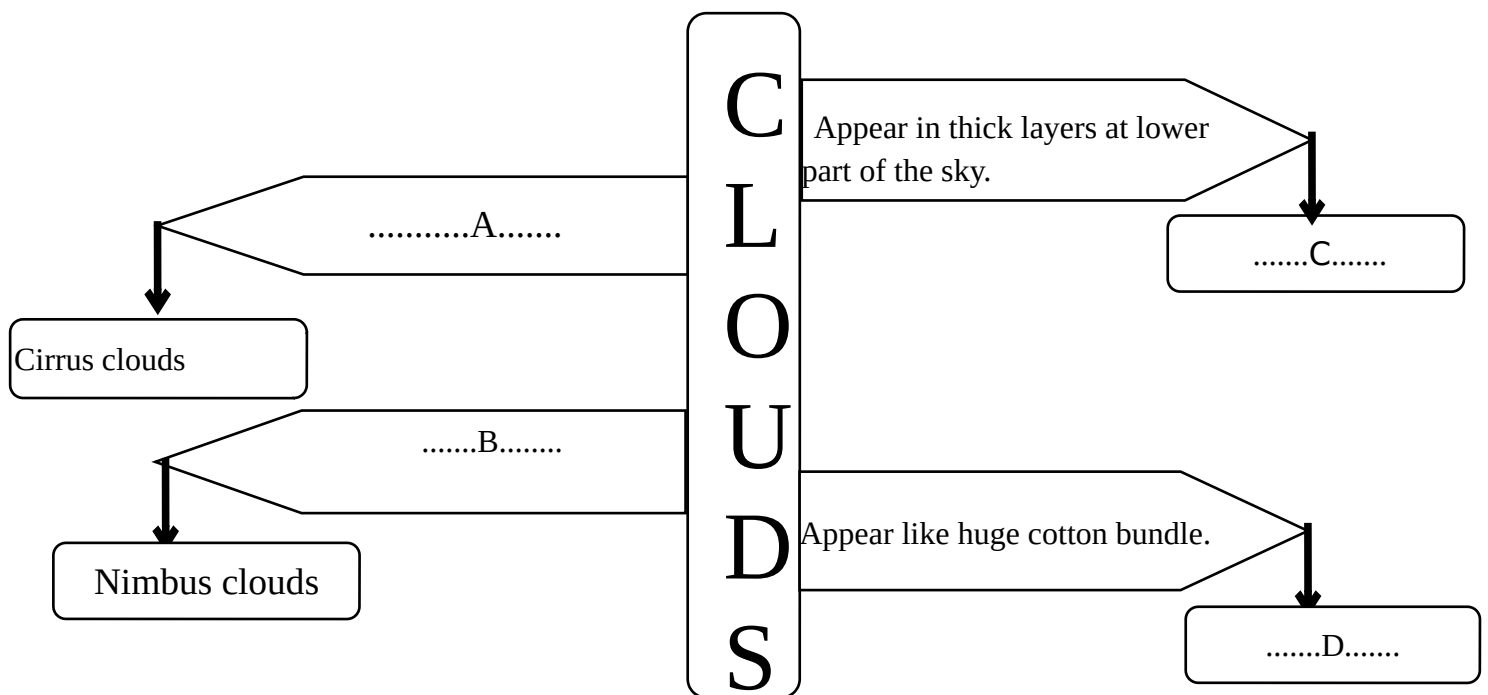
- ✓ Classifies the clouds.

Concepts

Clouds on the basis of their formation

- Cirrus
- Stratus
- Cumulus
- Nimbus

- Complete the worksheet given below.



UNIT 2 The Signature of time

Activity 1

Class 5 Unit 6 **Continents and Oceans**

Learning outcome

- Continents and oceans are explained with the help of maps, globe and atlas.

Class 9 Unit-2 **The signatures of time**

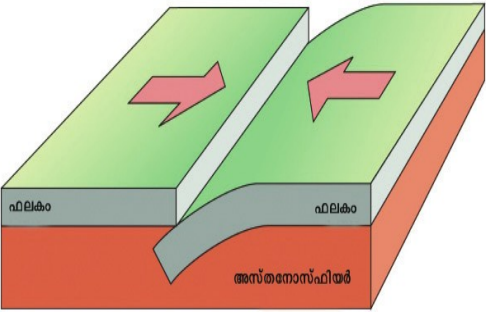
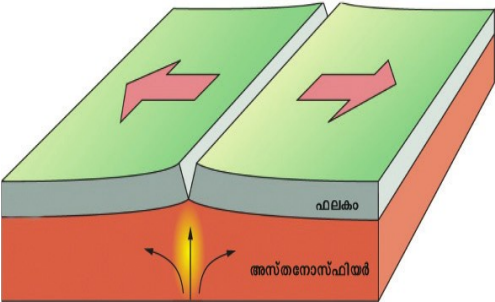
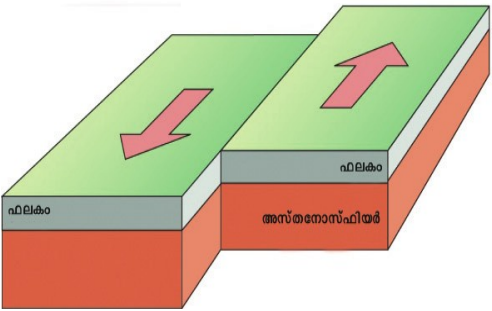
Learning Outcomes

- ◆ Identifies and marks the plate margins on the world map.
- ◆ Classifies the landforms formed along different plate margins.

Concepts

- Lithospheric plates
- Various types of plates
- Plate movements
- Plate margins

■ Observe the picture and complete the table.

Plate movement	Plate boundaries	Land forms
	<ul style="list-style-type: none"> • Plates move towards each other. • Convergent margin 	<p>The Himalayan mountain range</p>
	<ul style="list-style-type: none"> • • 	<ul style="list-style-type: none"> • •
	<ul style="list-style-type: none"> • • 	<ul style="list-style-type: none"> • •

Activity 2

Learning outcome

- ✓ Explains that the lithospheric plates move very slowly above the Asthenosphere.

Concept

Different types of plates

- Arrange the lithospheric plates into major plates and minor plates.

(Pacific plate, Australian plate, Philippine plate, South American plate, Nasca plate, Antarctic plate, Caribbean plate, Eurasian plate, Scotia plate, North American plate, Arabian plate, African plate, Cocos plate)

Major plates	Minor plates

UNIT 3 NATIONAL INCOME

Activity 1

Learning outcome

- ◆ Explains the meaning of National income and the goals of estimating it.

Concepts

- National income and important concepts related to National income.
- Methods for calculating National income.
- The following are the various economic sectors that contribute towards India's National Income. Identify the various sectors.



.....A.....



.....B.....



.....C.....

Activity 2

- Write the objectives of calculating the National income.
 - To assess the contribution of different sectors in the economy
 -
 -
 -
 -

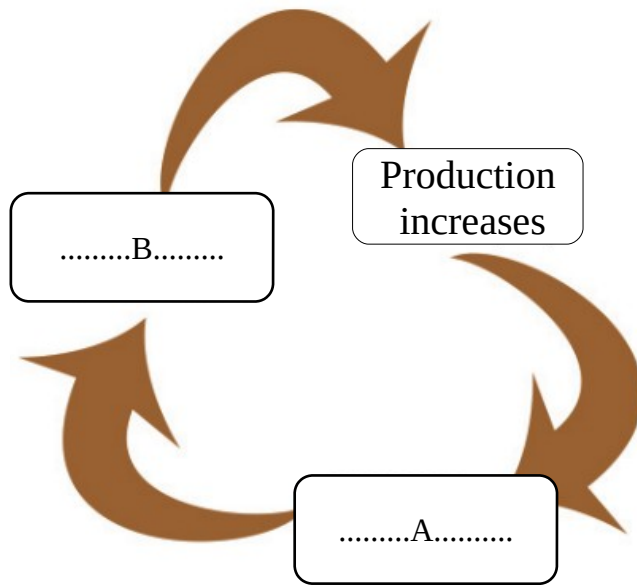
Activity 3

Learning outcome

- Explains the contribution of production, income and expenditure in the growth of national income.

Concepts

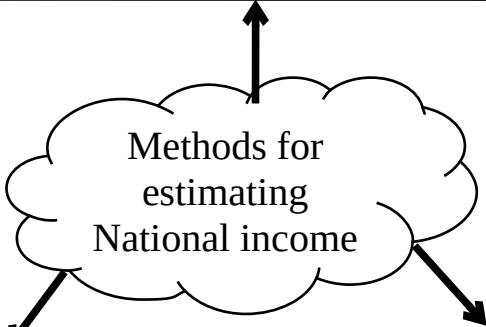
- ✓ How is the national income calculated?
 - ✓ Production method, Income method, Expenditure method.
- Complete the diagram.



Activity 4

List out the various methods of calculating National income.

Product method
Total money value of goods and services produced by the primary, secondary and tertiary sectors



.....

.....

.....

