

Lesson 1

ܐܠܦ ܒܝܬ







ܐܠܦ ܒܝܬ ܐܠܦ ܒܝܬ

ܐܠܦ ܒܝܬ ܐܠܦ ܒܝܬ ܐܠܦ ܒܝܬ

ܐܠܦ ܒܝܬ ܐܠܦ ܒܝܬ ܐܠܦ ܒܝܬ

ܐܠܦ ܒܝܬ ܐܠܦ ܒܝܬ ܐܠܦ ܒܝܬ

There are twenty two letters in Syriac. All letters are written and read from right to left.

<u>Letters</u>	<u>Name</u>	<u>Meaning</u>
 Alap	ܐܠܦ	
 Beth	ܒܝܬ	
 Gamel	ܓܡܠܐ	

د

Dalath

ذكه



ه

He

هت



و

Vau

وه



ز

Zain

زه



ح

Heth

حه



ث

Theth

ث



ي

Yodh

ي



ك

Kap

ك



ل

Lamad

ل



م

Mim


م



ن

Noon

ن



س

Semkath

س



ا

E

ا



پ

Pe

پ



س

Sadhe

س



ق

Qop


قف



ر

Resh

رِب



س

Sin

سب



ط

Tau

طه



Pronounce the letters in the following way

Letters	Pronunciation	
	ENGL:	MAL:
അ	a	അ
ബ	b, bh	ബ, ഡ
ഗ	g, gh	ഗ
ദ	d, dh	ദ
ഹ	h	ഹ
വ	v	വ
ജ	z	ജ
ഈ	ḥ	ഈ
ഋ	ṛ	ഋ
യ	y	യ
ക (ക, ഴ)	k, kh	ക

l	l	ല്
m (൩)	m	മ്
n (൪, ൫)	n	ന്
s	s	സ്
e	e (a)	എ്
p	p, ph	പ്
ʃ	ʃ	ശ്
q	q	ഖ്
r	r	ര്
ʒ	ʒ	ജ്
t, th	t, th	ത്, ത്

